

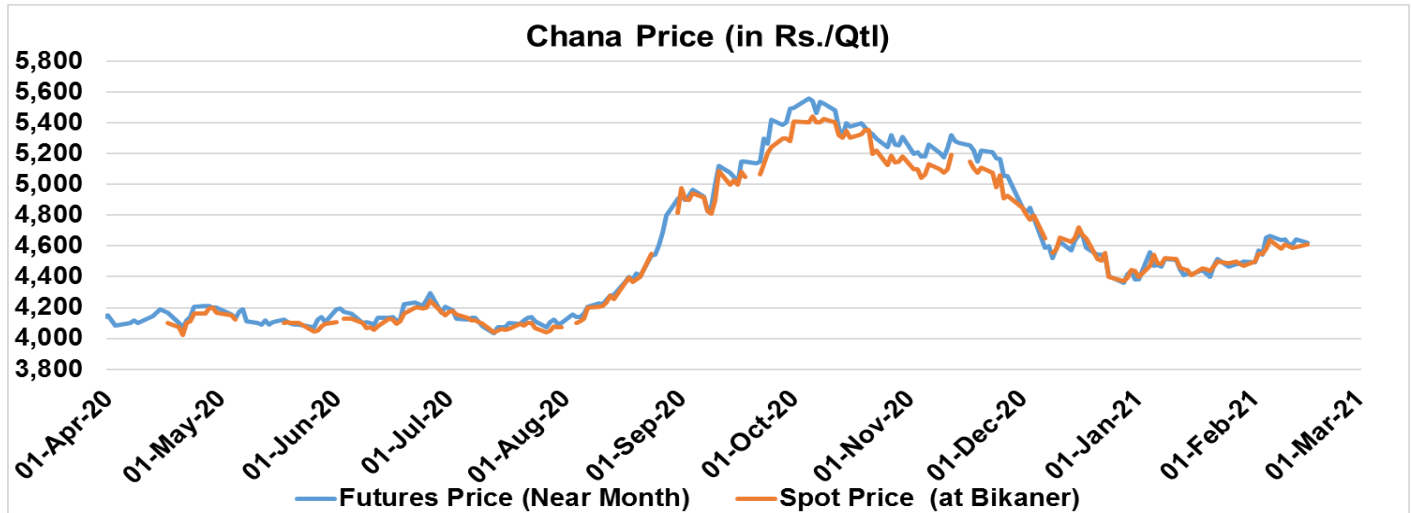


# NICR

## NCDEX Group Company

Chana Report  
18 February 2021

### Price Movement: NCDEX



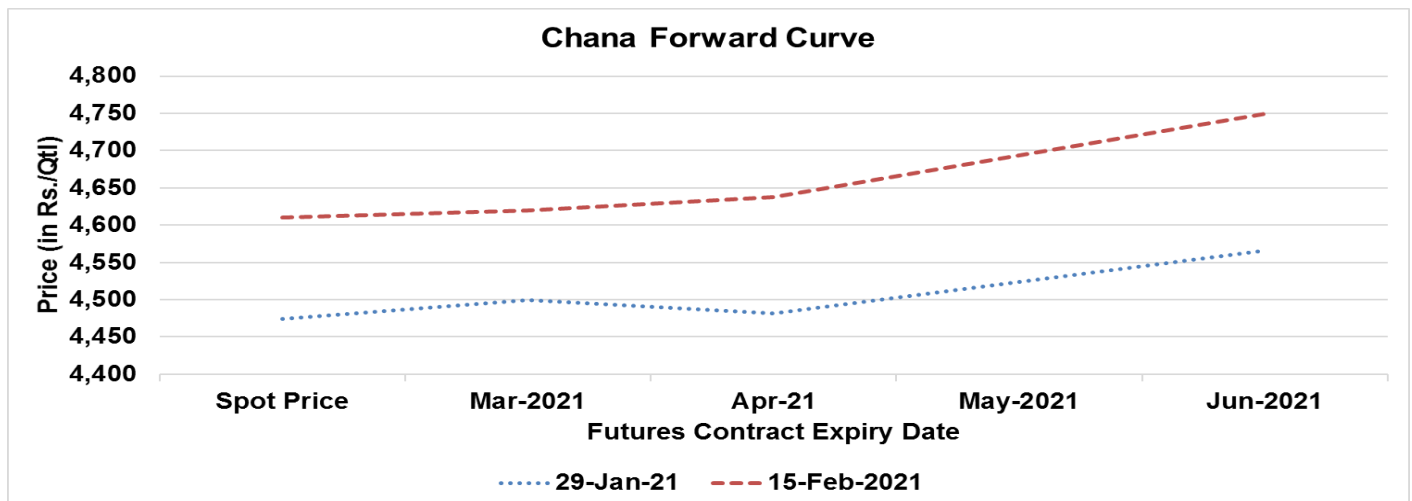
Attribute (Price in Rs./Qtl.)	15-Feb-21	29-Jan-21	% Change	14-Feb-21	% Change Y-O-Y
Futures Price (Near Month)	4,620	4,500	2.7	4,042	11
Spot Price (at Bikaner)	4,610	4,474	3.0	4,078	10

### Futures Price on NCDEX

Expiry Date	Price (in Rs./Qtl)			Open Interest		
	15-Feb-21	29-Jan-21	% Chg.	15-Feb-21	29-Jan-21	% Chg.
19-Mar-21	4,620	4,500	3	30,070	33,780	-11
20-Apr-21	4,638	4,482	3	14,590	3,580	308
20-May-21	4,694	4,524	4	100	0	-
18-Jun-21	4,750	4,566	4	-	0	-
20-Jul-21	4,806	-	-	-	-	-

Futures Prices are of Ex Basis Center. (Bikaner)

### Forward Curve Shift



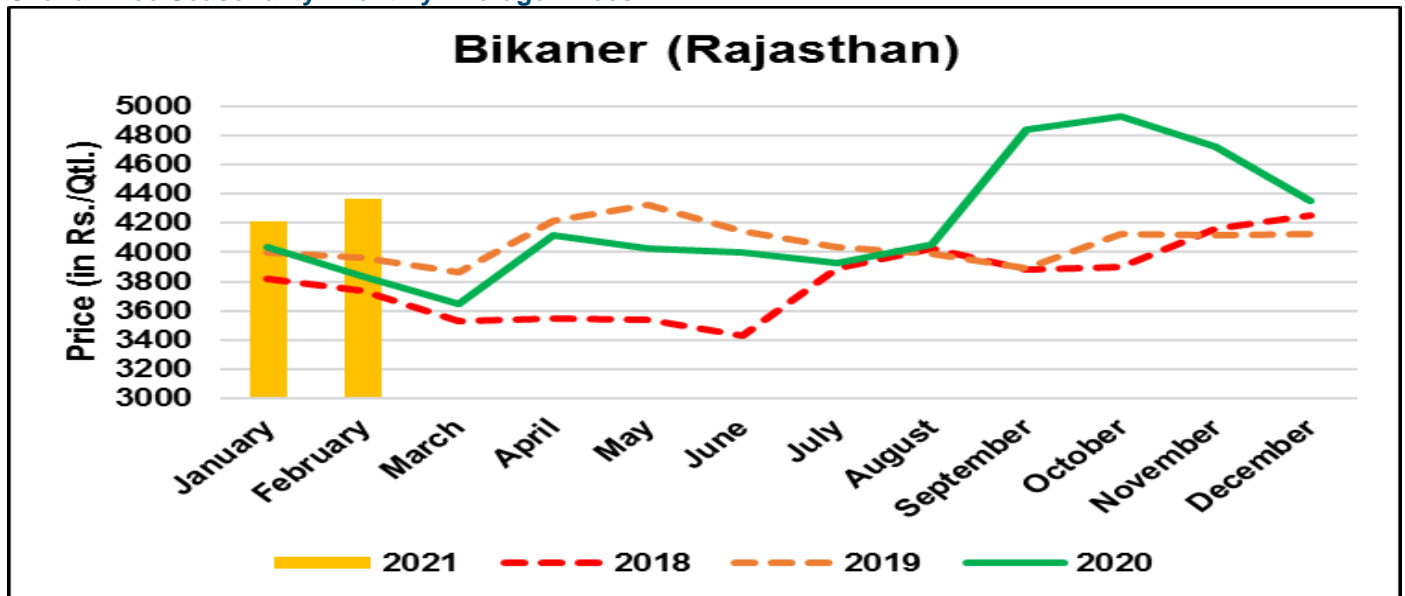
\*\* Forward curves as on January 29<sup>th</sup> and February 15<sup>th</sup> are included to show shift in curve with time.  
(Source: NCDEX)

**ARRIVAL STATE WISE**

In the marketing year 2020-21 (Apr-Mar), total arrivals of Chana have decreased 38% so far from the same in the corresponding period a year ago.

State-Wise (Qty in MT)	This Year	Last Year	% Change from Last Year
	01/04/2020 and 15/02/2021	01/04/2019-15/02/2020	
Madhya Pradesh	622,882	1,325,824	-53
Rajasthan	273,630	335,182	-18
Maharashtra	251,106	295,404	-15
Uttar Pradesh	187,991	230,790	-19
Gujarat	153,149	176,270	-13
Karnataka	94,992	112,090	-15
Chattisgarh	72,390	147,601	-51
West Bengal	6,130	9,991	-39
Telangana	5,641	10,137	-44
<b>India</b>	<b>1,674,813</b>	<b>2,680,554</b>	<b>-38</b>

Source: Agmarknet

**Chana Price Seasonality: Monthly Average Prices**


Source: Agmarknet (Modal Prices); Feb 21 prices are Average price from February 1 to February 15,2021

**Chana State-Wise Coverage (Area in Lakh ha)**

State-Wise (Qty in MT)	This Year (2020-21)	Last Year (2019-20)	% Change from Last Year
Madhya Pradesh	26	27	-6
Maharashtra	25	22	13
Rajasthan	21	21	-1
Gujarat	8	4	119
India	112	107	4

Source: Ministry of Agriculture & Farmers Welfare

**CHANA DISPOSAL: NAFED on 18.02.2021, NAFED has disposed Chana in following price range:**

Commodity	State	Season	Price range	
			Low	High
Gram	Haryana	Rabi 2020	4,611	4,613
	Madhya Pradesh	Rabi 2020	4,600	4,676
	Rajasthan	Rabi 2020	4,500	4,676
	Karnataka	Rabi 2020		4,615

**Major Media News:**

- Finger on India's pulses (Source- [Financial Express](#))
- India contributes nearly 24 pc to global pulses production (Source – [Hindu Business Line](#))
- Centre targets 32-million tonne pulses production by 2030 (Source – [Hindu Business Line](#))
- Govt may buy 600,000 tn chana from farmers in Madhya Pradesh (Source: Cogencis)
- Pulses body sees zero impact of customs duty reduction (Source – [Hindu Business Line](#))
- After record sowing, over 3 lakh Gujarat farmers register to sell gram at MSP (Source – [Indian Express](#))

**Highlights:**

- Chana prices up 11% on year despite record acreage
- Chana arrivals are down 38% with just a quarter left of this marketing year.

**Legends:**

Rs./Qtl- Indian Rupees per Quintal or per 100 Kgs

MT: Metric Tonne

---

Learn more about NCDEX Institute of Commodity Markets and Research (NICR) at: <http://www.nicrindia.com>

Connect us on following

**Address for Communication:**

Avanta Business Center, 12th floor, Ambadeep Building, 14, KG Marg, New Delhi – 110001, India.

Free No: 1800 26 62339

Email: [admindelhi.nicr@ncdex.com](mailto:admindelhi.nicr@ncdex.com) ; [helpdesk.nicr@ncdex.com](mailto:helpdesk.nicr@ncdex.com)

**Registered Office:**

Akruti Corporate Park, 1st Floor, Near G.E.Garden, L.B.S. Marg, Kanjurmarg (West),

Mumbai - 400 078. India

Tel: +91-22-66406789; Fax: +91-22-66406899; Toll Free No: 1800 26 62339

Email: [askus@ncdex.com](mailto:askus@ncdex.com)

**Corporate Identity No.** (CIN) of NICR is U74900MH2007NPLC174229.

**Disclaimer**

---

This Report is for general information of the recipients. The views and opinions expressed in this document may or may not match the views of the reader. It does not constitute a personal recommendation or take into account the particular investment objectives, financial situations, or other needs of the reader. This document is not intended to be and must not be taken as the basis for any investment or trading decision. It should be noted that the information contained herein is from publicly available data or other sources believed to be reliable. We are not soliciting any action based upon this material. Neither NICR, nor any person connected with it, accepts any liability arising from the use of this document.

---