

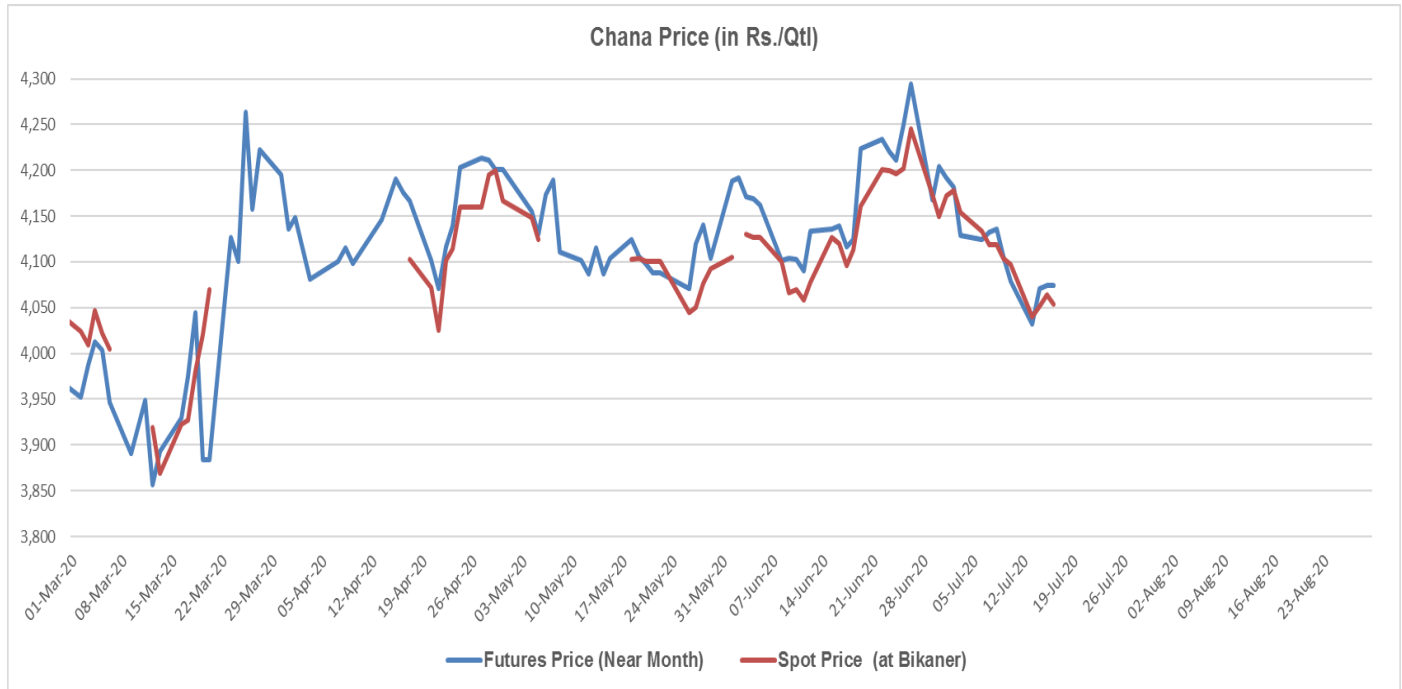


# NICR

## NCDEX Group Company

Chana Report  
17 July 2020

### Price Movement : NCDEX

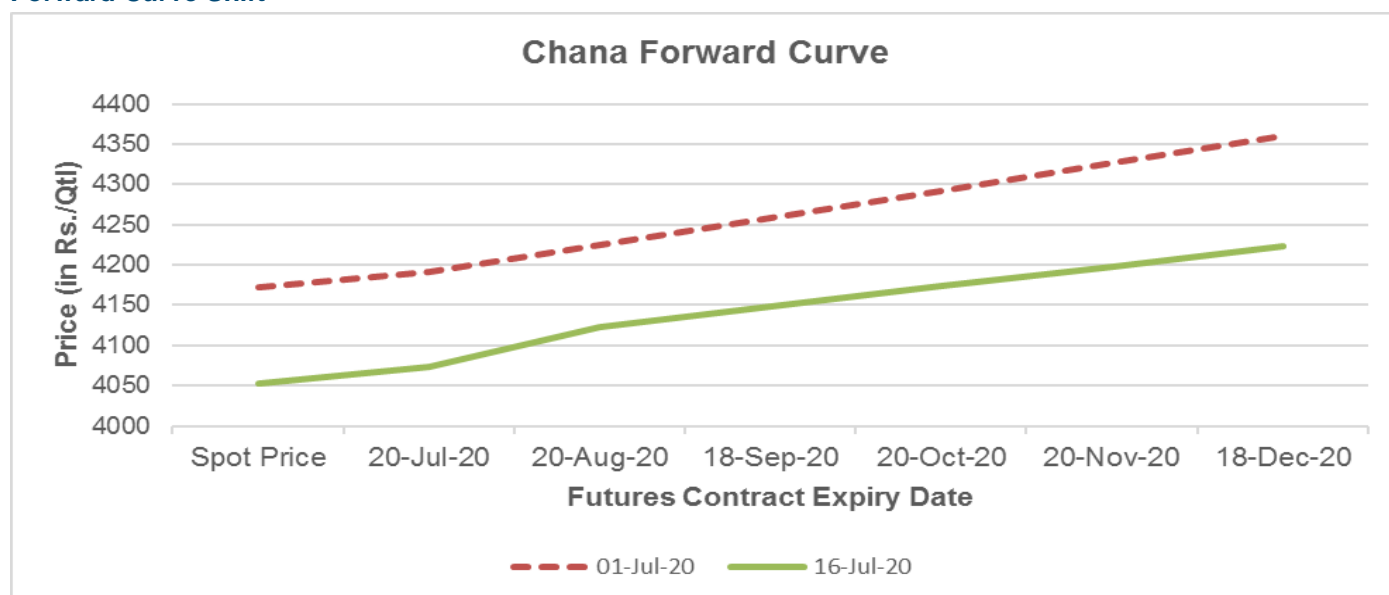


Attribute (Price in Rs./Qtl.)	16-Jul-20	30-Jun-20	% Change	16-Jul-19	% Change Y-O-Y
<b>Futures Price (Near Month)</b>	4,074	4,204	-3.1	4,304	-2
<b>Spot Price (at Bikaner)</b>	4,053	4,150	-2.3	4,260	-3

### Futures Price on NCDEX

Expiry Date	Price (in Rs./Qtl)			Quantity Traded(Vol.)			Open Interest		
	16-Jul-20	30-Jun-20	% Chg.	16-Jul-20	30-Jun-20	% Chg.	16-Jul-20	30-Jun-20	% Chg.
<b>20-Jul-20</b>	4,074	4,204	-3	650	31,090	-98	1,070	36,050	-97
<b>20-Aug-20</b>	4,123	4,238	-3	9,010	26,710	-66	78,660	48,170	63
<b>18-Sep-20</b>	4,148	4,266	-3	2,170	890	144	15,420	1,810	752

Futures Prices are of Ex Basis Center. (Bikaner)

**Forward Curve Shift**


\*\* Forward curves as on 16 Jul 2020, and as on 01 Jul 2020 are included to show shift in curve with time.

(Source: NCDEX)

**CHANA PROCUREMENT UNDER PSS DURING RABI-20 SEASON**

As per NAFED website, about 2.1 MMT of Chana has been procured during Rabi-20 season as on 15-Jul 2020.

Following table illustrates the state wise quantity purchased:

State	Quantity Purchased (Tentative) (in MTs) as on			
	15-Jul-20	30-Jun-20	13-Jun-20	28-May-20
Andhra Pradesh	127,915	127,915	127,915	127,915
Karnataka	101,843	101,843	101,843	101,841
Rajasthan	615,667	594,380	404,674	216,571
Telangana	47,600	47,600	47,600	47,600
Maharashtra	370,719	301,775	236,357	131,520
Madhya Pradesh	706,314	704,369	658,234	232,290
Uttar Pradesh	38,498	33,976	17,840	7,714
Haryana	10,636	10,531	6,989	5,533
Gujarat	123,766	119,315	99,574	84,109
<b>India</b>	<b>2,142,958</b>	<b>2,041,705</b>	<b>1,701,026</b>	<b>955,094</b>

(source-NAFED)

**ARRIVAL STATE WISE**

In 2020-21 marketing year (Apr-Mar), decrease of 49% reported in total arrivals of Chana as compared to same corresponding period of previous year

State-Wise (Qty in MT)	This Year	Last Year	% Change from Last Year
	01/04/2020-16/07/2020	01/04/2019-16/07/2019	
Madhya Pradesh	383,349	833,009	-54
Rajasthan	176,194	283,655	-38
Uttar Pradesh	92,485	100,599	-8
Gujarat	71,539	153,647	-53
Karnataka	53,064	32,186	65
Maharashtra	50,733	201,341	-75
Chhattisgarh	34,772	97,775	-64
West Bengal	2,788	2,895	-4
Telangana	1,604	6,666	-76
<b>India</b>	<b>869,892</b>	<b>1,722,000</b>	<b>-49</b>

Source: Agmarknet

In 2019-20 marketing year (Apr-Mar), decrease of 55% reported in total arrivals of Kabuli Chana as compared to same corresponding period of previous year

State-Wise (Qty in MT)	This Year		Last Year	% Change from Last Year
	01/04/2020-16/07/2020	01/04/2019-16/07/2019		
Madhya Pradesh	91,415	200,973		-55
<b>India</b>	<b>93,277</b>	<b>206,514</b>		<b>-55</b>

Source: Agmarknet

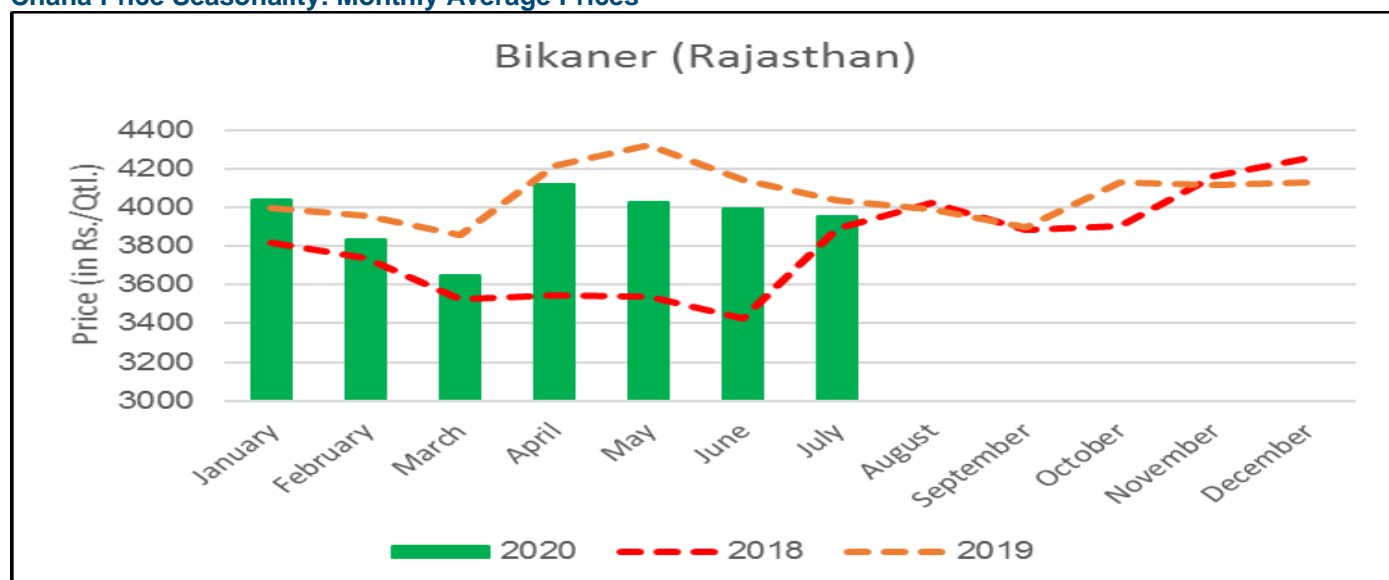
### STOCK POSITION: NCDEX

As on Jun 30, 2020

Location	Quantity (in MT)		
	Unencumbered	Valid Stock	
		Pledged	In Process
Bikaner	15,967	30	222
Jaipur	52,781	40	253
<b>Total</b>	<b>68,748</b>	<b>70</b>	<b>475</b>

Source: NCDEX

### Chana Price Seasonality: Monthly Average Prices



Source: Agmarknet (Modal Prices); July 20 prices: Average price of July 1 to July 16, 2020

### BALANCE SHEET

Marketing Year (April-March) (Qty. in Lakh Tonne)	2015-16	2016-17	2017-18	2018-19	2019-20	2020-21
<b>Production</b>	73.30	70.60	93.80	113.80	99.40 <sup>^</sup>	109.00 <sup>^</sup>
<b>Import</b>	10.31	10.81	9.81	1.86	3.71 <sup>^^</sup>	
<b>Export</b>	2.17	0.88	1.28	2.29	1.34 <sup>^^</sup>	

Production figures sourced from Ministry of Agriculture

<sup>^</sup>: As per Third Advance Estimate of Production for 2019-20 released on May 15, 2020

Import and Export figures are sourced from Ministry of Commerce using HS code 071320

<sup>^^</sup>: 2019-20 Import and Export figures are for the period of Apr-Mar 2019-20

### Major Media News:

- Rising demand likely to support chana prices, may hit Rs 4,130 soon. Overall sentiments look moderately firm for chana. With the festival season not too far, the demand for the commodity is expected to rise in the coming weeks. (Source-[Money Control](#))
- Pulse Update: Global demand turns to Northern Hemisphere (Source- [Grain Central](#))
- Pulse industry asks USDA to purchase excess stocks (Source-[Capital Press](#))
- Domestic Chana Market Overview – Positive Trend likely in Short-term but Upside may Remain Limited in Longer Run (Source-[Krishi Jagran](#))

Legends:

Rs./Qtl- Indian Rupees per Quintal or per 100 Kgs

MT: Metric Tonne

---

Learn more about NCDEX Institute of Commodity Markets and Research (NICR) at: <http://www.nicrindia.com>

Connect us on following

**Address for Communication:**

2nd Floor, Jeevan Vihar Building, 3 Parliament Street, New Delhi – 110001, India.

Tel: +91-11-66114848; Fax: +91-11-66114849; Toll Free No: 1800 26 62339

Email: [admindelhi.nicr@ncdex.com](mailto:admindelhi.nicr@ncdex.com) ; [helpdesk.nicr@ncdex.com](mailto:helpdesk.nicr@ncdex.com)

**Registered Office:**

Akruti Corporate Park, 1st Floor, Near G.E.Garden, L.B.S. Marg, Kanjurmarg (West),  
Mumbai - 400 078. India

Tel: +91-22-66406789; Fax: +91-22-66406899; Toll Free No: 1800 26 62339

Email: [askus@ncdex.com](mailto:askus@ncdex.com)

**Corporate Identity No.** (CIN) of NICR is U74900MH2007NPLC174229.

Disclaimer

---

This Report is for general information of the recipients. The views and opinions expressed in this document may or may not match the views of the reader. It does not constitute a personal recommendation or take into account the particular investment objectives, financial situations, or other needs of the reader. This document is not intended to be and must not be taken as the basis for any investment or trading decision. It should be noted that the information contained herein is from publicly available data or other sources believed to be reliable. We are not soliciting any action based upon this material. Neither NICR, nor any person connected with it, accepts any liability arising from the use of this document.

---